




Legende:

-  Wegführung
-  Ausstellungsfläche
-  Imbiss
-  Messestand:

- Stand_A
LxB: 3,50x2,00m
- Stand_B
LxB: 2,65x2,65m
- Stand_C
LxB: 3,00x3,00m
- Stand_D
LxB: 4,50x2,00m
- Stand_E
LxBxT: 3,00x3,00x3,19mm
- Stand_F
LxB: 5,00x3,00m
- Stand_G
LxB: 5,00x4,00m

